

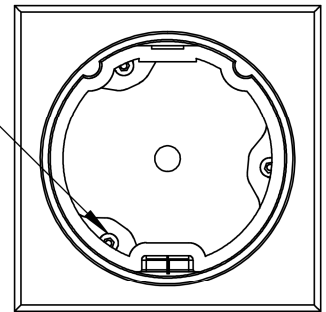
18" DIA. x 30" TALL VALVE ENCLOSURE. ENCLOSURE TO HAVE A BOLT DOWN BASE WITH REMOVEABLE COVER. COVER & BASE TO BE MANUFACTURED FROM 3/16" WALL POLYETHYLENE WITH UV STABILIZERS. COVER SHALL LOCK TO BASE WITH AN INTEGRAL AUTO-LATCH AND PADLOCK HASP. COVER TO BE PIPELINE PRODUCTS' MODEL #VCAS-1830 OR APPROVED EQUAL.

AVAILABLE IN 7 COLORS:

BLUE.....PART# VCAS-1830-BL
GRANITE.....PART# VCAS-1830-GM
GREEN.....PART# VCAS-1830-GR
PURPLE.....PART# VCAS-1830-PR
SANDSTONE.....PART# VCAS-1830-SM
TAN.....PART# VCAS-1830-TN
YELLOW.....PART# VCAS-1830-YL

CONCRETE PAD

3 - 1/2" CONCRETE ANCHORS
WITH STANLESS FENDER WASHERS

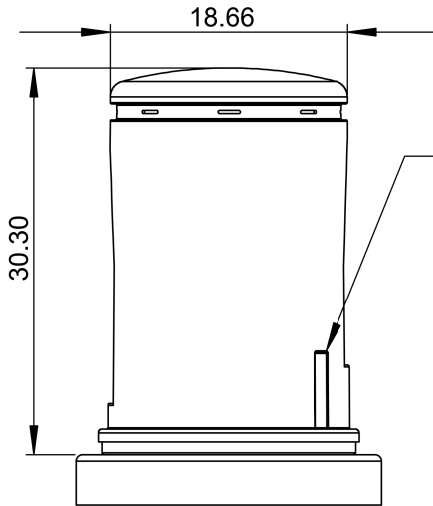
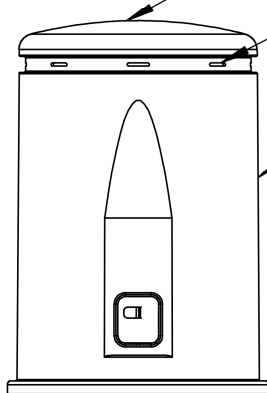


TOP VIEW

DOMED TOP

8 - 1/4" x 1 3/4" VENT SLOTS
WITH A COMBINED AIRFLOW
GREATER THAN 2 INCH PIPE

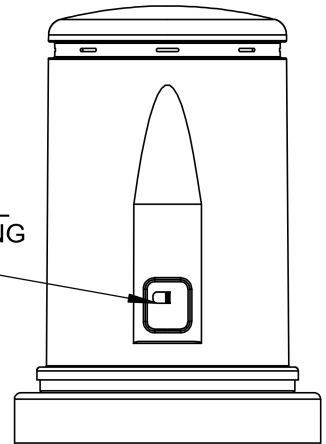
VALVE COVER



COVER
ALIGNMENT
TABS

STAINLESS STEEL
PADLOCK BACKING
PLATE

BOLT-DOWN
BASE



FRONT VIEW
(OPENED)

SIDE VIEW

FRONT VIEW

DIMENSIONS ARE IN INCHES		POLYETHYLENE VALVE ENCLOSURE PART NUMBER PART #VCAS-1830	DRW	JO	11-06	REV B
DO NOT SCALE DRAWING			FILE	VCAS-1830.REVB		
SCALE:1:15	SHEET 1 OF 1		LOC			