

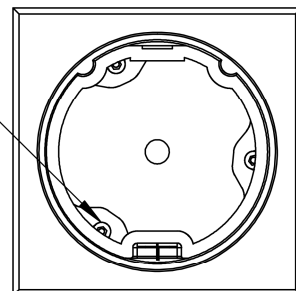
14" DIA. x 24" TALL VALVE ENCLOSURE. ENCLOSURE TO HAVE A BOLT DOWN BASE WITH REMOVEABLE COVER. COVER & BASE TO BE MANUFACTURED FROM 3/16" WALL POLYETHYLENE WITH UV STABILIZERS. COVER SHALL LOCK TO BASE WITH AN INTEGRAL AUTO-LATCH AND PADLOCK HASP. COVER TO BE PIPELINE PRODUCTS' MODEL #VCAS-1424 OR APPROVED EQUAL.

AVAILABLE IN 7 COLORS:

BLUE..... PART# VCAS-1424-BL
GRANITE..... PART# VCAS-1424-GM
GREEN..... PART# VCAS-1424-GR
PURPLE..... PART# VCAS-1424-PR
SANDSTONE..... PART# VCAS-1424-SM
TAN..... PART# VCAS-1424-TN
YELLOW..... PART# VCAS-1424-YL

CONCRETE PAD

3 - 1/2" CONCRETE ANCHORS
WITH STAINLESS FENDER WASHERS

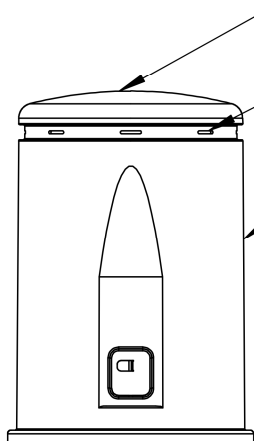


TOP VIEW

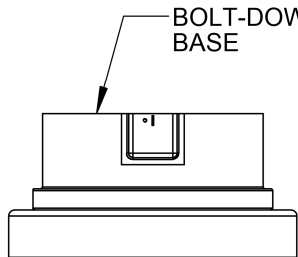
DOMED TOP

5 - 1/4" x 1 3/4" VENT SLOTS

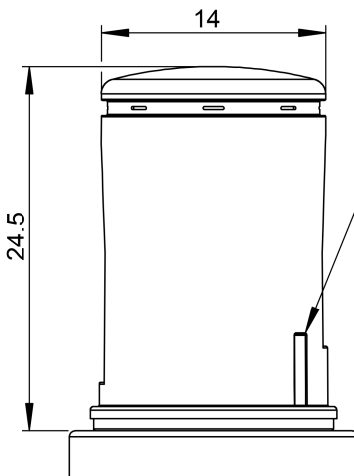
VALVE COVER



BOLT-DOWN
BASE



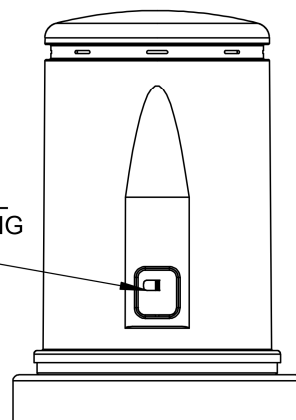
FRONT VIEW
(OPENED)



SIDE VIEW

COVER
ALIGNMENT
TABS

STAINLESS STEEL
PADLOCK BACKING
PLATE



FRONT VIEW

DIMENSIONS ARE IN INCHES

DO NOT SCALE DRAWING

SHEET 1 OF 1

POLYETHYLENE VALVE ENCLOSURE

PART NUMBER

PART #VCAS-1424

DRW

JO

11-06

REV A

FILE

LOC